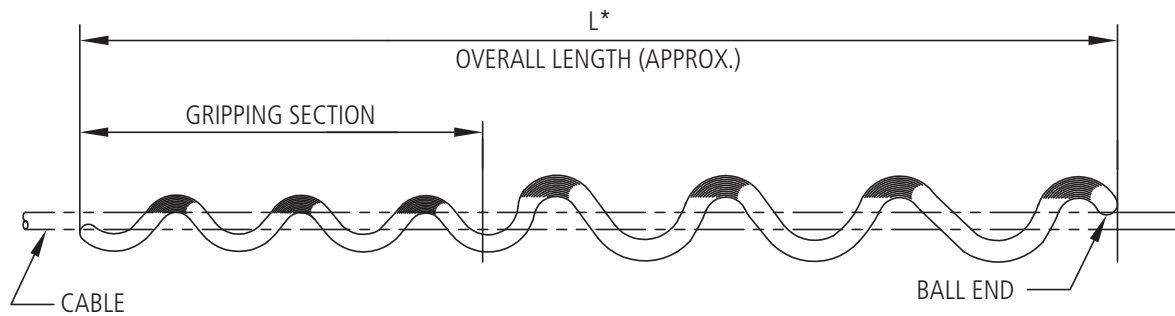
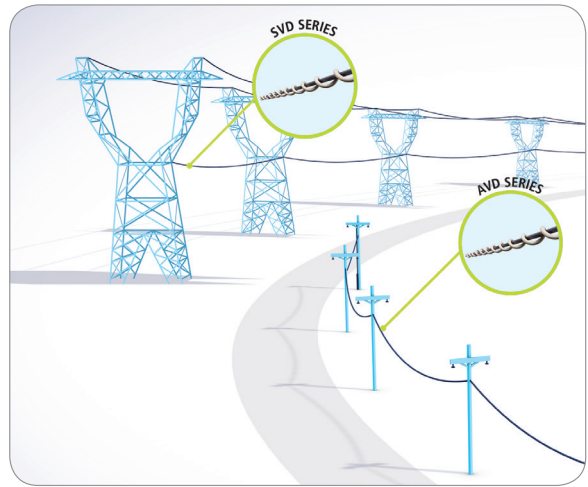


SVD Series Spiral Vibration Dampers

AFL's SVD Series Spiral Vibration Dampers are designed to eliminate the damage caused by Aeolian vibration and reduce overall vibration on bare cables. Made of weather-resistant, non-corrosive plastic, these dampers have a large, helically-formed damping section sized for the cable. A smaller gripping section gently grips the cable. Each damper is marked with the conductor range and color coded to indicate the cable diameter size range.

Line design, temperature, tension, wind flow exposure and history of vibration on similar construction in the location are factors to consider when determining the amount of protection required. Installation can be on both sides of the support location—at least one hand-width from the ends of Armor Rods or cable hardware. Depending on the customer's specific conditions, AFL recommends the SVD Spiral Vibration Damper in accordance with the recommended application chart for the following:

- Conductors between 0.250 inches and 0.500 inches O.D. (used with tietop insulators and rural construction)
- Optical Ground Wires (OPGW) and Overhead Ground Wires (OHGW) in accordance with the recommended application chart



* For "L" dimensions, see table on following page.

continued
→

SVD Series Spiral Vibration Dampers (cont.)

Ordering Information

Select catalog number based on cable diameter. Example: for 0.512" diameter, order SVD462/563

Conductor Diameter Cross Reference

AFL NO.	PLP NO.	CONDUCTOR DIAMETER RANGE INCHES (MM)	"L" ROD LENGTH INCHES (MM)	WEIGHT LBS (KG)	COLOR CODE	STANDARD PACK
SVD250/326	5050103	0.250-0.326 (6.35-8.29)	49 (1244)	29 (13.154)	Light Blue	50
SVD327/461	5050104	0.327-0.461 (8.30-11.72)	51 (1295)	31 (14.061)	Black	50
SVD462/563	5050105	0.462-0.563 (1.73-14.32)	53 (1346)	34 (15.422)	Yellow	50
SVD564/770	5050106	0.564-0.770 (14.33-19.30)	64 (1625)	50 (22.679)	Green	25

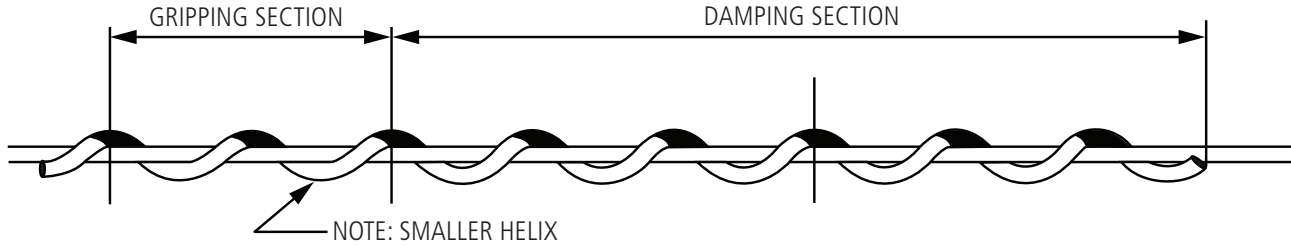
High Mass Cross Reference

AFL NO.	PLP NO.	CONDUCTOR DIAMETER RANGE INCHES (MM)	"L" ROD LENGTH INCHES (MM)	WEIGHT LBS (KG)	COLOR CODE	STANDARD PACK
SVD250/326HM	5050200	0.250-0.326 (6.35-8.29)	87 (2209)	55 (24.948)	Light Blue	50
SVD327/461HM	5050201	0.327-0.461 (8.30-11.72)	91 (2311)	60 (27.216)	Black	50
SVD462/563HM	5050202	0.462-0.563 (1.73-14.32)	94 (2387)	65 (29.483)	Yellow	50
SVD564/770HM	5050203	0.564-0.770 (14.33-19.30)	96 (2438)	55 (24.948)	Green	25

SVD Series Spiral Vibration Dampers (cont.)

Damper Recommendations for Placement

Damper Recommendation applies for specified AFL dampers only. If alternative type or different manufacturer dampers are applied instead, it is possible that damage will occur on the conductor and/or the accessories.



SPAN LENGTH	INITIAL TENSION PERCENTAGE OF CABLE RATED BREAKING STRENGTH AT NOMINAL TEMPERATURE 60°F							
	0-10%		11-15%		16-20%		>20%	
	STANDARD	HIGH MASS	STANDARD	HIGH MASS	STANDARD	HIGH MASS	STANDARD	HIGH MASS
< 800 ft.	2/s	1/s	2/s	1/s	4/s	2/s	4/s	2/s
801-1400 ft.	4/s	2/s	4/s	2/s	6/s	3/s	6/s	3/s
1401-2400 ft.	6/s	3/s	6/s	3/s	8/s	4/s	8/s	4/s
2401-3000 ft.	8/s	4/s	8/s	4/s	10/s	5/s	10/s	5/s
3001-3500 ft.	10/s	5/s	10/s	5/s	12/s	6/s	12/s	6/s
3501-4000 ft.	12/s	6/s	12/s	6/s	16/s	8/s	16/s	8/s
4001-4500 ft.	16/s	8/s	16/s	8/s	18/s	9/s	18/s	9/s
4501-5000 ft.	18/s	9/s	18/s	9/s	20/s	10/s	20/s	10/s

Symbol Designation

- 2/s = 2 dampers per span, 1 on each end of the span
- 4/s = 2 dampers in tandem on each end of the span
- 6/s = 3 dampers in tandem on each end of the span
- 8/s = 3 dampers in tandem + 1 damper on each end of the span
- 10/s = 3 dampers in tandem + 2 dampers in tandem on each end of the span
- 12/s = 3 dampers in tandem + 3 dampers in tandem on each end of the span
- 16/s = 3 dampers in tandem + 3 dampers in tandem + 2 dampers in tandem on each end of the span
- 18/s = 3 dampers in tandem + 3 dampers in tandem + 3 dampers in tandem on each end of the span
- 20/s = 4 dampers in tandem + 3 dampers in tandem + 3 dampers in tandem on each end of the span

Placement and Spacing

1. SVD shall be placed approximately 5 inches away from any line hardware (suspension, deadend, armor rods, other SVDs, etc.).
2. SVDs can be nestled in tandem for up to two units to prevent the units from interfering with each other.
3. SVDs shall be applied to bare cable only to ensure proper performance.